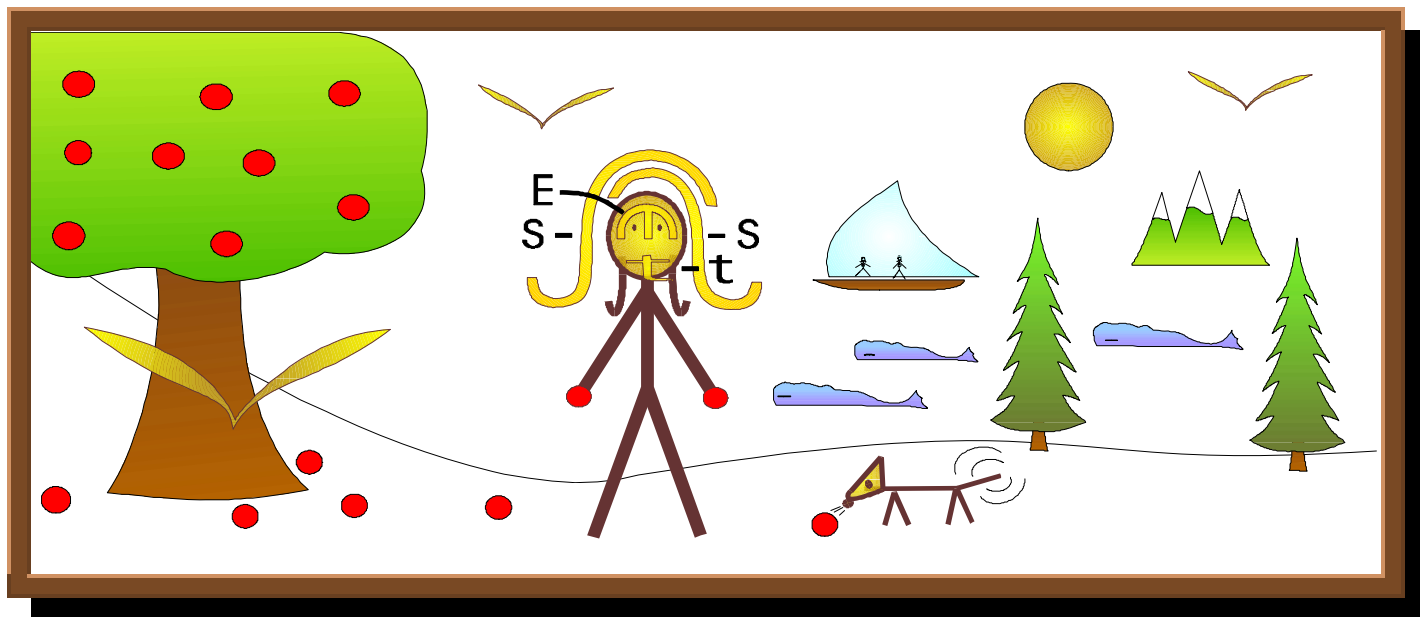


Welcome To The Learning Test (100 Questions - 100% Guaranteed) !



Test means: t [the mouth] - use your mouth, e [the eyes] - see, s [the skull and shoulders] - to sense, t [the mouth] - with your mouth. Or, sense (test) the taste of this food with your mouth.

Welcome To "The Test", Where You Will Use What You Have Already Learned To Learn Even More About The New Language, Math And Science Discoveries, And Find The Right Answer To All Of The 100 Questions.

When You Finish "The Learning Test" You May Be One Of The First Humans In History To Clearly Understand How Our Alphabet And Words Were Originally Created, And What Each Of Us Can Do Electromagnetically To Help Our Earth Become A Peaceful Healthy Planet.

Thank You For Helping "The New Alphabet" Make World History Better !

Taking "The Test"

Before Starting "The Test" You Should Read Or Have Read The [Navigation](#) Page And Know How To Use The Navigation Tools On The Top Tool Bar. The Round "Back" And "Forward" Buttons At The Top Of The Adobe Reader Screen Are Your Most Important Tools While Taking "The Test". Note: Vocabulary Help Is Not Given While Taking "The Test".

Read Each Question And All Of The Answers Carefully Before You Select An Answer. "The Test" Will Move You To The Next Question Each Time You Select The Right Answer.

If You Choose An Incorrect Answer, You Will Get A Message And Then Use The Round "Back" Button To Read The Question Again Carefully, And Make A Second Choice. Taking The Time To Read The Question And Answers Again Carefully Until You Make The Right Choice Will Help You Learn Even More About The New Ideas While Taking "The Test".

After You Have Finished Taking The InterActive Version Of "The Test" By Choosing All Of The Right Answers To "The Test" Questions (100% Guaranteed), If You Would Like To Take An Optional Written Version Of "The Test" To Test Your New Knowledge Again, You Can [Click Here To Print A Written Version Of "The Test"](#). Good Luck Taking "The Test"!

Welcome To The Alphabet Test !


["The Test" Home](#)

[The Other Symbols Test](#)

[The New Science Test](#)

Be Sure And Read All Of Each Question And All Of The Possible Answers Before You Choose An Answer. This Will Help You Learn More About The Alphabet Letters And Word Creation While You Are Taking "The Alphabet Test".

Only The Correct Answer Will Move You To The Next Question. If You Miss Some Questions On Your First Try, After You Finish Taking "The Test", You Can Come Back To This Page And Take "The Alphabet Test" Again, To See If You Can Get All Of The Answers Right On Your Second Try.



1 – Upper and lower case "a" (ah) both get their shape from

[The Heart](#)

[The Back](#)

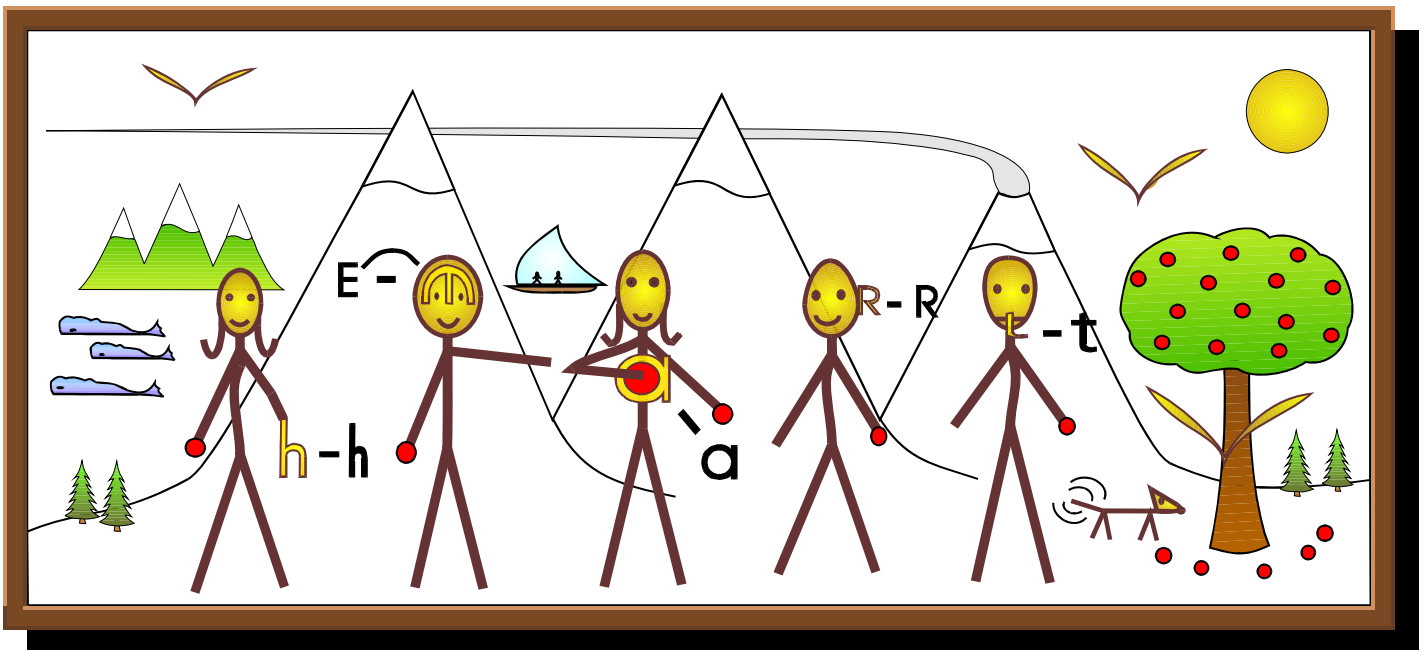
[The Crown](#)

and usually call attention to our breathing.

A Quick Review Of The Natural Rules Of Word Creation

- 1 - A letter can mean the part of the body that it gets its shape from, or a physical function of the body part.
- 2 - A letter can be used for a basic meaning (some of the letters have two or more).
- 3 - A letter can be used graphically for its shape.

Heart means: h [the hand] - my hand, e [the eyes] - I see, a (ah) [the heart] - on my "a" (ah) or heart, r [the ear] - hear, t [the mouth] - it's talking (beating). Or, heart describes feeling the heart beating with the hand.




In "Heart", "a" (ah) is used to call attention to the body part it gets its shape from and for its body function (beating).

2 - Another way "a" (ah) might be used in other words is graphically for its shape.


True

False

This word means: the breath, hear, as it comes from the mouth.



3 - This word is **Heart** **Air** **Art**.



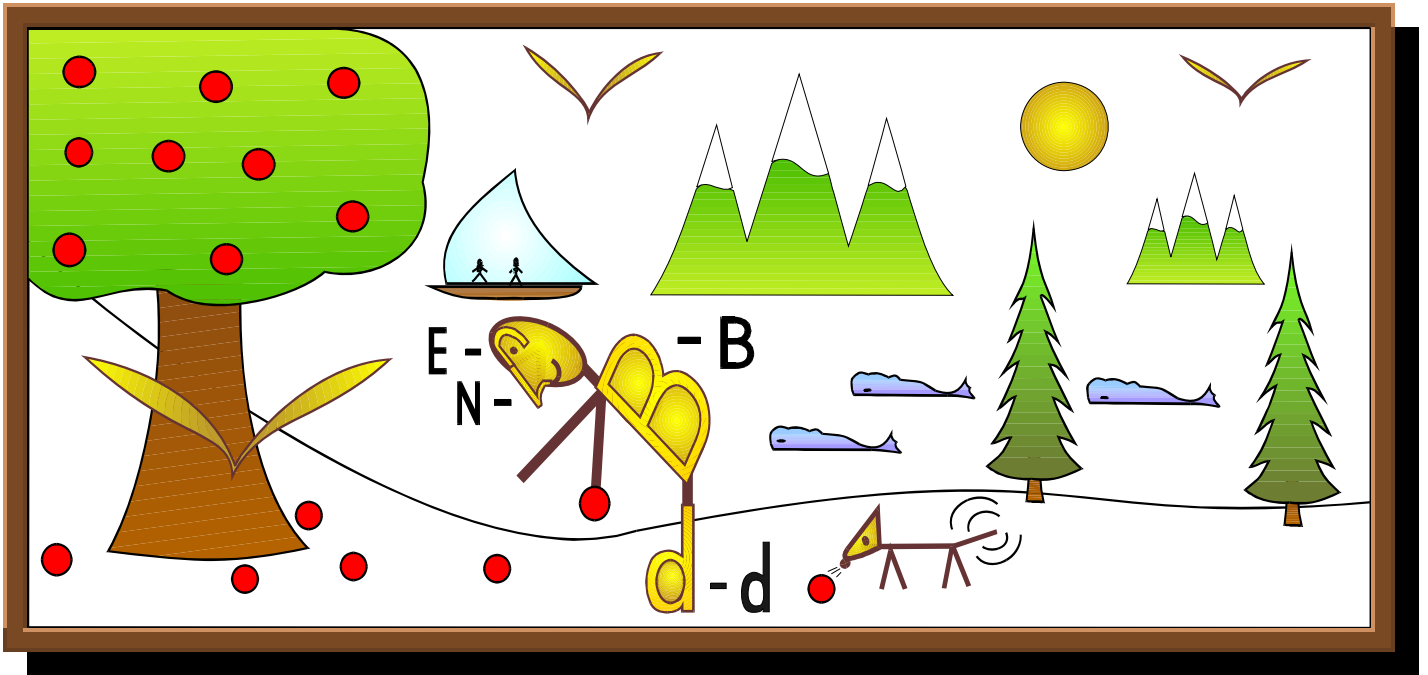
4 - [B] Upper case "B" gets its shape from the back, and lower case "b" gets its shape from the back of our legs and feet. "B" can mean:

Back Behind Us

Before In Time

Both Of The Above Answers

This word means: notice my back, see, as my nose, moves down towards the world.



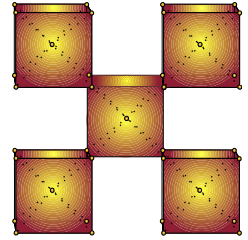

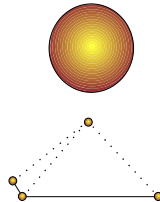
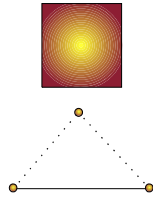
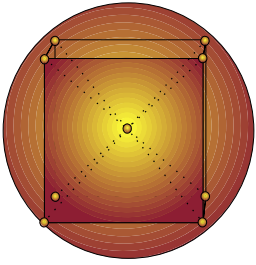
5 - This word is **Back** **Before** **Bend**.

Welcome To The Other Symbols Test !

["The Test" Home](#)

[The Alphabet Test](#)


[The New Science Test](#)



Be Sure And Read All Of Each Question And All Of The Possible Answers Before You Choose An Answer. This Will Help You Learn More About "The Other Symbols" While You Are Taking "The Other Symbols Test".

Only The Correct Answer Will Move You To The Next Question. If You Miss Some Questions On Your First Try, After You Finish Taking "The Test", You Can Come Back To This Page And Take "The Other Symbols" Test Again, To See If You Can Get All Of The Questions Right On Your Second Try.

Upper And Lower Case Letter Shapes




1 - [A] Most of the upper case "A" (ah) and lower case "a" (ah) symbols that are commonly used could have evolved from primitive drawings of the heart that showed the heart, one main vein and one main artery.

a A

True

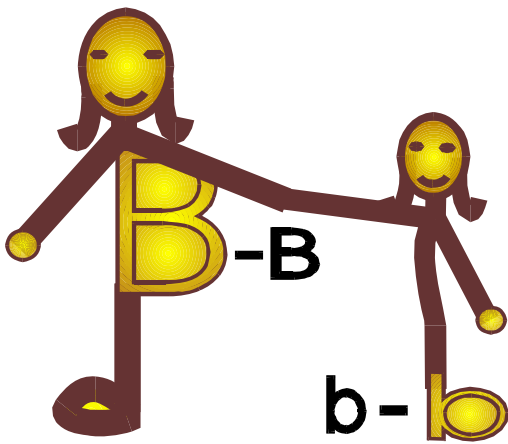
False




[E] Lower case "e" could be a drawing of the head from the right side with the straight line showing where the vision comes into the brain.

2 - Upper case "G" uses the head in a similar way to lower case "e" to get its shape.


True False



[B] Lower case "b" is turned the same direction as upper case "B", and could have been added to mean "back, on the ground right behind by my feet".



[D] Lower case "d" is the opposite of lower case "b", and probably was added to mean "down, right in front of my feet".



[F] Lower case "f" is probably a drawing of the hand, with the cross line representing the flexibility of the inward turning thumb, the wrist and the elbow.

3 - Lower case "f" doesn't seem to have a special meaning like lower case "d" and "b".

True False

Welcome To The New Science Test !

["The Test" Home](#)

[The Alphabet Test](#)

[The Other Symbols Test](#)

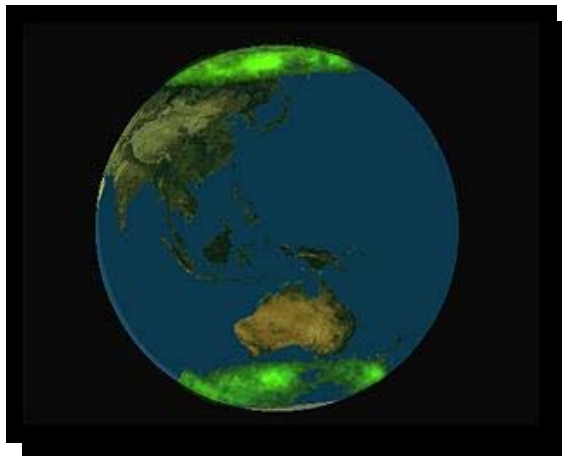
Be Sure And Read All Of Each Question And All Of The Possible Answers Before You Choose An Answer. This Will Help You Learn More About "The New Peace And Learning Science" While You Are Taking "The New Science Test".

Only The Correct Answer Will Move You To The Next Question. If You Miss Some Questions On Your First Try, After You Finish Taking "The Test", You Can Come Back To This Page And Take "The New Science" Test Again, To See If You Can Get All Of The Questions Right On Your Second Try.

One Energy

Our personal electromagnetic fields are probably composed of the same Solar electromagnetic energy that causes the Aurora Borealis and Aurora Australis (Northern and Southern Lights) to glow, which is described as billions of watts of electricity that flow into the Earth all of the time, in a Nova video called "The Solar Sea".

The following special energy sensitive photo of the Earth taken by the Hubble Space Telescope shows the effect of Solar energy flowing into the North and South pole. There are similar photos of the planet Jupiter showing the same type of energy at the poles.



The Following Questions Are Taken From The Student's Version Of The New Peace And Learning Science Poster.

In A Solar (Sun's) System, One Energy Lights Up And Move Everything. When Life Forms Grow Out-Of-Phase To The Energy And Have Two Halves, With Fronts, Backs And Sides To Their Bodies (Unlike Trees And Plants Which Usually Grow In-Phase To The Energy And Have Bodies That Are More Like The Planet's Shape, Without Fronts, Backs Or Sides),

1 – David, An Experienced Electrical Field Service Engineer And The Author Of "The New Alphabet", Thinks That The Best Thing The Out-Of-Phase Life Forms Can Do Is To Line Themselves Up To Their Planet, Front Side Up (In-Phase) With Their Heads Towards The North Magnetic Pole And Their Feet Towards The South Magnetic Pole.

[True](#)

[False](#)

2 - Resting Or Trying To Understand Life On Our Planet Without Using A Magnetically Aligned Approach May Be Scientifically Unsafe And May Help Cause Dishonesty, Disease, Violence And War.

True

False

Once An Out-Of-Phase Human Life Form Is Lined Up To The Planet, Gently Moving One Hand (Six Inches In Front Of The Diaphragm (The Muscle Above Your Navel) With The Elbow Against Your Side) Once A Second, One Foot East To West Across The Magnetic North To South Centerline:

3 - Will Increase The Flow Of Electromagnetic Energy From The Planet's Stronger In-Phase Electromagnetic Energy Field Through The Center Of The Out-Of-Phase Life Form's Body, Into The Planet's Weaker Out-Of-Phase Electromagnetic Energy Field That Is Composed Mostly Of Life Forms Which Have Two Halves.

True

False

4 - The Energy Can Sometimes Be Noticed As Specks Of Light While Moving The Hand, And When Other Life Forms Nearby Become Excited Or Calmer As The Electromagnetic Energy Flow Affects Their Feelings And Their Thoughts In A Positive Way.

True

False

The Drawing Below Shows The Basic Electromagnetic Structure That The Author Discovered Charging Up His Own Personal Electromagnetic Field, Which Is Created By Energy Flowing From The Earth's Higher Potential Electromagnetic Field Into The Out-Of-Phase Life Form's Lower Potential Electromagnetic Energy Field Through His Electromagnetic Center.

5 - It Is Somewhat Similar To An Atom's Theoretical Structure And The Solar System's Structure. All Three Systems Normally Rotate Electromagnetically The Same Direction That The Earth Turns.



True

False

6 - This Is The Basis Of The New Electromagnetic Peace And Learning Science That Was Used To Discover How Our Language Was Created, And Which Children Can Learn To Use To Find Their Electromagnetic Mates And Help Our Earth Become A Peaceful Healthy Planet.

True

False